

CONNECT TO PC

1 Turn On Power Switches




2 Turn On PC




3 Turn On Projector



4 Select PC (1)



5 Ensure Both Cables are Plugged In



6 Log Into PC



CONNECT TO LAPTOP

1 Turn On Power Switches




2 Turn On Projector



3 Select Laptop (2)




4 Ensure Both Cables are Plugged In



SHUT DOWN

1 Turn Off Projector (Press Twice)



2 Turn Off Power Switches

